


OMEGA COMPRESSORS

Contractor and Professional Air Compressors



For us, it's not just business. It's personal.

Contractor and Professional Air Compressors

CONTRACTOR SERIES - OIL LESS DIRECT DRIVE

- Compact Design and lightweight.
- Die cast aluminum pump with cast iron sleeves and stainless steel valves for longer life.
- Oil Less means maintenance free.
- All electrical units draw 15 amps or under.
- Manual reset for overload protection.
- Outfits equipped with regulator, pressure gauge, pressure switch with on/off and manifold with universal couplers.
- CSA approved.
- Factory tested prior to shipment.
- 1 year limited manufacturer's warranty.
- For professional, farm, home and hobbyists.
Not intended for industrial applications.



MB-2000G



LA-5702



LA-5708



PN-1004L



LA-5721



MA-9004

Specifications

MODEL	HORSEPOWER		CFM		MAX PSI	VOLTAGE/ PHASE	AMP DRAW @125 PSI	TANK SIZE	PUMP RPM	WEIGHT LBS.	DIMENSIONS (INCHES)		
	PEAK	RUNNING @ 90 PSI	90 PSI	125 PSI							LENGTH	WIDTH	HEIGHT
MB-2000G	0.5	0.5	1.4	0.9	135	115V/1PH	5	N/A	1720	10	11	6	8
PN-1004L	1	0.5	1.4	0.9	135	115V/1PH	5	1	1720	17	12	15	12
LA-5702	1.5	0.75	3.0	2.3	135	115V/1PH	8	2	1720	35	19	7	17
LA-5708	1.5	0.75	3.0	2.3	135	115V/1PH	8	6.6	1720	55	23	11	24
LA-5721	1.5	0.75	3.0	2.3	135	115V/1PH	8	2	1720	40	16	16	15
MA-9004	1.5	1.5	5.8	4.4	135	115V/1PH	15	4	1720	63	15	15	21

Contractor and Professional Air Compressors

CONTRACTOR SERIES - OIL LUBE DIRECT DRIVE - 1720 RPM

- Compact Design and lightweight.
- Quiet running and low 1720 pump rpm.
- Splash lubrication.
- Die cast aluminum pump with cast iron sleeves and stainless steel valves for longer life.
- All electrical units draw 15 amps or under.
- Manual reset for overload protection.
- Outfits equipped with regulator, pressure gauge, pressure switch with on/off and manifold with universal couplers.
- Filter silencer included with replacement element.
- CSA approved.
- Pump oil included.
- Factory tested prior to shipment.
- 1 year limited manufacturer's warranty.
- For professional, farm, home and hobbyists.
Not intended for industrial applications.



DD-2022HP



DD-1004



DD-1503



DD-2004V



DD-2022B



DD-2022S



DD-2008


Specifications

MODEL	HORSEPOWER		CFM		MAX PSI	VOLTAGE/ PHASE	AMP DRAW @125 PSI	TANK SIZE	PUMP RPM	WEIGHT LBS.	DIMENSIONS (INCHES)		
	PEAK	RUNNING @ 90 PSI	90 PSI	125 PSI							LENGTH	WIDTH	HEIGHT
DD-1004	1	1	4.5	4.0	135	115V/1PH	15	4	1720	65	16	16	23
DD-1503	1.5	1.5	6.0	4.6	135	115V/1PH	14	3.2	1720	55	22	9	23
DD-2004V	2	1.5	6.0	4.6	135	115V/1PH	15	3	1720	70	16	19	16
DD-2008	2	1.5	6.0	4.6	135	115V/1PH	15	8	1720	65	23	14	25
DD-2022B	2	1.5	6.0	4.6	135	115V/1PH	15	4	1720	80	21	20	20
DD-2022HP	2	1.5	6.0	4.6	135	115V/1PH	15	2 X 2	1720	84	23.5	20	20 (37.5 WITH HANDLE)
DD-2022S	2	1.5	6.0	4.6	135	115V/1PH	15	2 X 2	1720	80	19	20	19
DD-3008	3	2	7.3	6	135	115V/1PH	15	8	1720	96	25	14	27

Contractor and Professional Air Compressors

CONTRACTOR SERIES - OIL LUBE DIRECT DRIVE - 3450 RPM

- Compact Design and lightweight.
- Splash lubrication.
- Die cast aluminum pump with cast iron sleeves and stainless steel valves for longer life.
- All electrical units draw 15 amps or under.
- Manual reset for overload protection.
- Outfits equipped with regulator, pressure gauge, pressure switch with on/off and manifold with universal couplers.
- CSA approved.
- Filter silencer with replacement filter element.
- Pump oil included.
- Factory tested prior to shipment.
- 1 year limited manufacturer's warranty.
- For professional, farm, home and hobbyists.
Not intended for industrial applications.



DP-2004V
Top View



Specifications

MODEL	HORSEPOWER		CFM		MAX PSI	VOLTAGE/ PHASE	AMP DRAW @125 PSI	TANK SIZE	PUMP RPM	WEIGHT LBS.	DIMENSIONS (INCHES)		
	PEAK	RUNNING @ 90 PSI	90 PSI	125 PSI							LENGTH	WIDTH	HEIGHT
ND-1003	1	1	4.5	4.0	135	115V/1PH	13	3.2	3450	58	21	9	23
ND-1008	1	1	4.5	4.0	135	115V/1PH	13	6.6	3450	65	24	14	25
DP-2004V	2	1.5	6.0	4.6	135	115V/1PH	12	3.2	3450	70	16	19	16
DP-2022S	2	1.5	6.0	4.6	135	115V/1PH	12	4	3450	80	19	20	19
DP-2022W	2	1.5	6.0	4.6	135	115V/1PH	15	4	3450	84	22	19	20 (37.5 WITH HANDLE)
DP-3008	3	2	7.3	6.0	135	115V/1PH	15	6.6	3450	73	23	14	25

OMEGA
COMPRESSORS

Contractor and Professional Air Compressors



PUK-1508MDC



PUK-2008MDC



PUK-2020MDC



PUK-1520MDC

CONTRACTOR SERIES - ELECTRIC BELT DRIVEN OIL LUBE

- Durable cast iron pumps.
- Stainless steel valves for longer life.
- Ball Bearing crankshaft.
- Splash lubrication.
- Flywheels designed for excellent pump cooling.
- Manual reset for overload protection.
- Dual Controls - Start/Stop with pressure switch or constant speed operation.
- Outfits equipped with regulator, pressure gauge, pressure switch with on/off and manifold with universal couplers.
- Totally enclosed belt guard.
- Filter silencers with replacement filter element.
- CSA approved.
- Pump oil included. Oil drain extensions included for pump.
- Factory tested prior to shipment.
- 1 year limited manufacturer's warranty.
- For professional contractors and farm use. Not intended for industrial applications.

Specifications

MODEL	HORSEPOWER		CFM		MAX PSI	VOLTAGE/ PHASE	AMP DRAW @125 PSI	TANK SIZE	MODEL	PUMP			WEIGHT LBS.	DIMENSIONS (INCHES)		
	PEAK	RUNNING @ 90 PSI	90 PSI	125 PSI						CYLINDER	STAGE	RPM		LENGTH	WIDTH	HEIGHT
PUK-1508MDC	1.5	1.5	6.6	6.0	135	115V/1PH	15	8	PUK-50	V-2	1	1100	210	44	18	24
PUK-1520MDC	1.5	1.5	6.6	6.0	135	115V/1PH	15	20	PUK-50	V-2	1	1100	238	47	22	29
PUK-2008MDC	2	2	9.5	8.0	135	115V/1PH	19	8	PUK-60	V-2	1	900	215	44	18	24
PUK-2020MDC	2	2	9.5	8.0	135	115V/1PH	19	20	PUK-60	V-2	1	900	310	47	22	36

Contractor and Professional Air Compressors

CONTRACTOR SERIES - GAS BELT DRIVEN OIL LUBE

- Durable cast iron pumps.
- Stainless steel valves for longer life.
- Ball Bearing crankshaft.
- Splash lubrication.
- Flywheels designed for excellent pump cooling.
- Outfits equipped with regulator, pressure gauge, pressure switch with on/off and manifold with universal couplers.
- Totally enclosed belt guard.
- Filter silencers with replacement filter element.
- Equipped with Honda gas engine.
- Idle down throttle control to reduce fuel consumption when air is not in demand.
- Pump and Engine oil included. Oil drain extensions included for pump and engine.
- Oil level sight gauge.
- Factory tested prior to shipment.
- 1 year limited manufacturer's warranty.
- For professional contractors and farm use.
Not intended for industrial applications.



Specifications

MODEL	HORSEPOWER		CFM		MAX PSI	HONDA ENGINE	AMP DRAW @125 PSI	TANK SIZE	MODEL	PUMP			WEIGHT LBS.	DIMENSIONS (INCHES)		
	PEAK	RUNNING @ 90 PSI	90 PSI	125 PSI						CYLINDER	STAGE	RPM		LENGTH	WIDTH	HEIGHT
PUK-5508G	5.5	5.5	12.5	10.5	135	5.5 HP GAS	N/A	8	PUK-60	V-2	1	1100	185	48	20	28
PUK-5520G	5.5	5.5	12.5	10.5	135	5.5 HP GAS	N/A	20	PUK-60	V-2	1	1100	200	41	20	32
PUK-6508G	5.5	5.5	16.5	14.0	135	5.5 HP GAS	N/A	8	PUK-65	V-3	1	900	225	48	20	28
PUK-8008GE	8	8	20.6	17.6	135	8 HP GAS	N/A	8	PUK-65	V-3	1	1100	250	48	20	28
PUK-9008G	9	9	20.6	17.6	135	9 HP GAS	N/A	8	PUK-65	V-3	1	1100	250	48	20	28
PUK-9020G	9	9	20.6	17.6	135	9 HP GAS	N/A	20	PUK-65	V-3	1	1100	310	47	22	36

MODEL	HORSEPOWER		CFM		MAX PSI	HONDA ENGINE	AMP DRAW @125 PSI	TANK SIZE	MODEL	PUMP			WEIGHT LBS.	DIMENSIONS (INCHES)		
	PEAK	RUNNING @ 140 PSI	140 PSI	175 PSI						CYLINDER	STAGE	RPM		LENGTH	WIDTH	HEIGHT
TUE-8008GE	8	8	15.6	12.5	175	8 HP GAS	N/A	8	TUE-50	V-3	2	1100	250	48	20	28

Note: PUK-8008GE and TUE-8008GE equipped with Electric Start

Contractor and Professional Air Compressors

PROFESSIONAL SERIES - BELT DRIVEN OIL LUBE

- Quiet Operation.
- Durable belt driven cast iron pumps.
- Stainless steel valves for longer life.
- Ball Bearing crankshaft.
- Splash lubrication.
- Flywheels designed for excellent pump cooling.
- Manual reset for overload protection.
- Portable outfits equipped with regulator, pressure gauge, pressure switch with on/off and manifold with universal couplers. (PK-1008 - PK-5020VP)
- Totally enclosed belt guard.
- Filter silencers with replacement filter element.
- Fully assembled - Require handle and wheel attachment (PK-1008 - PK-5020VP)
- CSA approved
- Pump oil included. Oil drain extensions included for pump.
- Oil level sight gauge.
- Factory tested prior to shipment.
- 1 year limited manufacturer's warranty.
- For professional contractors, automotive and farm use. Not intended for industrial applications.



PK-1008



PK-2008



PK-3011



PK-5020



PP-6060V





PK-5020VP



PK-6560V

Specifications

MODEL	HORSEPOWER		CFM		MAX PSI	VOLTAGE/ PHASE	AMP DRAW @125 PSI	TANK SIZE	MODEL	PUMP			WEIGHT LBS.	DIMENSIONS (INCHES)		
	PEAK	RUNNING @ 90 PSI	90 PSI	125 PSI						CYLINDER	STAGE	RPM		LENGTH	WIDTH	HEIGHT
PK-1008	1	0.5	2.2	1.7	135	115V/1PH	10	8	PK-10	1	1	800	85	24	14	24
PK-2008	2	1	4.0	3.2	135	115V/1PH	14	8	PK-20	1	1	900	95	27	14	24
PK-3011	3	1.5	6.0	5.3	135	115V/1PH	14	11	PK-30	1	1	1100	125	30	14	27
PK-5020	5	2	7.8	6.4	135	115V/1PH	15	20	PK-50	V-2	1	1100	185	40	18	29
PK-5020VP	5	2	7.8	6.4	135	115V/1PH	15	20	PK-50	V-2	1	1100	200	20	20	44
PP-6060V	6	3	12.5	11.0	125	230V/1PH	15	60	CK-30	V-2	1	950	300	27	22	65
PK-6560V	6.5	5	20.0	18.0	125	230V/1PH	22	60	CK-40	V-3	1	950	330	27	22	65



Compressed Air Accessories

Aluminum Air Piping

Ball Valves

Check Valves

Compressed Air Filters

Compressor Oil

Compressor Pumps

Desiccant Air Dryers

Electric Motors

Electronic Auto Drains

Filter Elements

Filter - Regulators - Lubricators

Flex Hose Connectors

Gauges

Magnetic Starters

Oil Monitors

Oil/Water Separators

Pilot Valves

Pneumatic Auto Drains

Pressure Switches

Refrigerated Air Dryers

Remote Air Receivers

Safety Valves

Service Parts

Throttle Controls

Vibration Isolators

Water Separators

1 year limited warranty



OMEGA COMPRESSORS

Distributed by:

63 Morrow Rd.
Barrie, ON Canada L4N 3V7
Tel: 800-668-8448 or (705) 721-9500
Fax: (705) 721-8646
Email: info@omegacompressors.com
www.omegacompressors.com